

Service partners and services

From planning to valves

As a manufacturer and supplier of industrial valves, we offer you the highest level of after sales service as a matter of course. We work closely with selected service partners to achieve this objective. In this way, we can provide assistance and advice to our customers with on-site commissioning, in addition to maintenance and repair (also of third-party products).

We are also there for you throughout the development and planning stages.

In combination with our parent company [Finze & Wagner EMSR Ingenieurgesellschaft mbH](#) we are the right partner for you in a full range of project engineering services, including hardware and software engineering, for a very broad spectrum of application areas.

You will receive seamless horizontal and vertical planning from the fiwa)group: From instrumentation to ERP, as well as from feasibility study to installation management.

Our Service Partner

**Germany West/North/East
+ International**

ASE GmbH
Borsigstraße 2
47574 Goch
www.ase-valves.eu

Germany centre

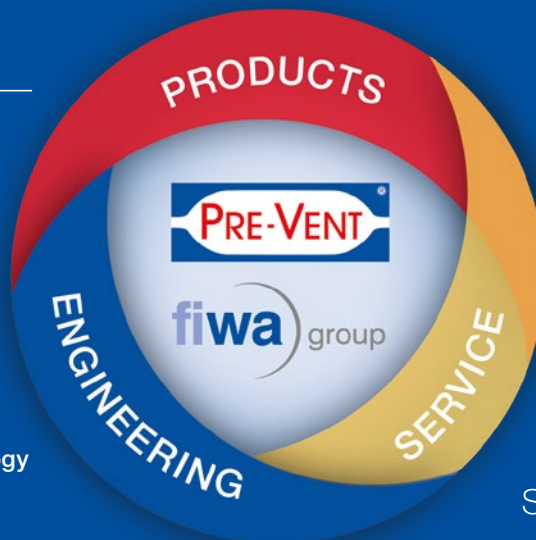
InfraServ Wiesbaden Technik GmbH & Co. KG
Kasteler Straße 45
65203 Wiesbaden
www.isw-technik.de

Germany South

InfraServ Gendorf Technik GmbH
Industrieparkstraße 1
84508 Burgkirchen
www.infraserv.gendorf.de

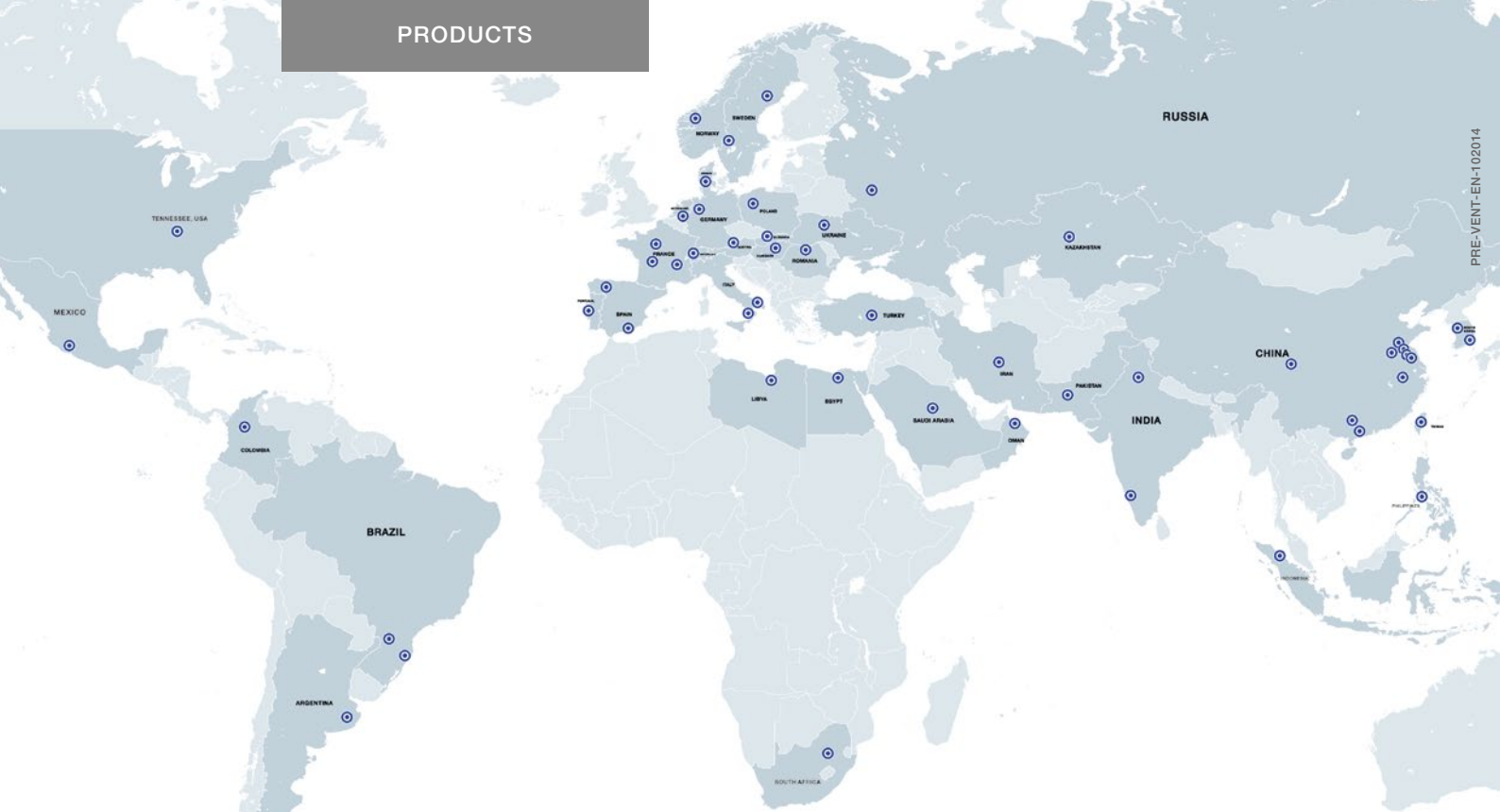
Service Portfolio fiwa)group

- Measurement and control technology
- Process automation PLC/DCS
- Automation IT
- Machine and facilities automation
- Building services engineering
- Energy Technology
- Health – Safety – Environment
- Smelting plant, foundries & bulk goods technology
- fiwa)training center



Everything
from a
single source





Working worldwide for our clients

History

The fiwa)group has been engaged in the sales of valves since 1985, originally as an agent for P&W.

In the year 2000, EMSR-Tech GmbH took over the cooperation agreement with POLNA as P&W was no longer active on the market. In 2002, EMSR-Tech GmbH launched their own brand "PRE-VENT®", which gave them their own valve brand. In 2010, EMSR-Tech GmbH was renamed to PRE-VENT GmbH and has been a certified valve manufacturer since. The entry into the Chinese market took place in 2005. Since then, the company has been recording continuous growth.

As of 2009, the sales force has been consistently expanded in Germany. Our sales team sees its reward in the extremely positive feedback from our customers. The various types of valves are mainly used in the chemical and petrochemical industries and in power plants.

PRE-VENT® products are appreciated by many customers around the world. Our customers benefit from speed, flexibility, quality and unsurpassed service.

WITH PRE-VENT YOU MAKE THE RIGHT MOVE



PRE-VENT GmbH
Vertrieb-Produktion-Service

Gewerbepark Lindach A9
 DE-84489 Burghausen

Phone +49 8677 98788-0
 Fax +49 8677 98788-80

office@pre-vent.com
 www.pre-vent.com



Finze & Wagner
EMSR Ingenieurgesellschaft mbH

Piracher Straße 76-78
 DE-84489 Burghausen

Phone +49 8677 884-0
 Fax +49 8677 884-333

office@fiwagroup.com
 www.fiwagroup.com



PRE-VENT GmbH

Valves – Control Units – Actuator
Technology



WITH PRE-VENT YOU MAKE THE RIGHT MOVE


www.pre-vent.com



A member of the **fiwa** group

PRE-VENT GmbH

Our company, PRE-VENT GmbH, specialises in the production and distribution of control units. For more than ten years, we have been producing our own brand of control valves: PRE-VENT®.



A dynamic valve manufacturer

Our products are manufactured to the highest quality standards, as required for the industrial processes of a wide range of different industries.

We place great importance on our ability to meet the wishes of our customers in every detail.

In conjunction with our parent company, Finze & Wagner EMSR Ingenieurgesellschaft mbH, we can therefore offer you – our client – complete solutions for measurement and control technology. You will receive support ranging from hardware and software engineering up to project engineering of complete electrical and ICA installations.

You can rely on our advice and technical expertise for more than 40 years!



Facts

- Production of control valves for industrial systems
- Multi-award-winning engineering and production quality
- Far-reaching complete system solutions through its affiliation with the fiwa)group
- Many years of industry experience
- Worldwide distribution network

Certifications

- DIN EN ISO 9001 Quality Management System
- Pressure equipment directive 97/23/EC annex III, module H
- SIL certification
- GOST certification
- RTN-approval

The requirements of our clients as well as our responsibility to the environment and to occupational safety led early on to strong quality and safety awareness in the fiwa)group.

Our motivation to provide outstanding service and product quality led us to achieve EN ISO 9001:2008 certification among others.



We cooperate with selected suppliers and partners in order to provide you with an optimal range of products and services:



Products


Globe control valve

BR 11



High-performance control valve

BR 12



3-way valve

BR 13



The globe control valve BR 11 is used in automated, industrial installations to control the flow of gases and liquids.

The wide range of materials and the various configuration options make this valve very popular in the chemical and petrochemical industry.

The High-performance control valve BR 12 is used in automated industrial installations to control the flow of steam, gases and liquids. The wide range of materials, different configuration options and excellent pressure and temperature parameters allow the valve to be used even under the **most difficult operating conditions** and make it especially popular in the power plant sector.

The 3-way control valve BR 13 is used to mix (BR 13M) or divide (BR 13R) media streams. It can be used in a broad range of industry sectors.

Features

Nominal sizes: DN 15; 20; 25; 32; 40; 50; 65; 80; 100; 150; 200; 250
Nominal pressure: DIN PN10 to PN40 or ANSI CL150 to CL300
Face to face DIN EN 60534-3-1 or ANSI B16.10
Temperature range: -196°C to +450°C
Kvs-values of 0,01 up to 630
Characteristic curves: equal percentage, linear, OPEN/SHUT
Leakage classes (according to DIN EN 60534-4): IV (< 0,01% Kvs); VI (bubble-tight)
Body materials: EN-JL 1040; EN-JS 1025; 1.0619/WCB; 1.6220; 1.4408/CF8M
Configuration with flange ends, TA-Luft compliant, bellows seal bonnet possible
Use of pressure balanced valve plugs possible
Better control characteristics through larger stroke
Higher maximum Kvs-values
Exact spindle guide, in nom. sizes DN 15 – DN 100 by means of long guide of spindle, including hardened guide sleeve
Stem guided in nominal sizes DN 150 – DN 250
SIL certification

Nominal sizes: DN 15; 20; 25; 40; 50; 80; 100; 150; 200; 250 (> DN 250 after technical clarification)
Nominal pressure: DIN PN10 to PN400 or ANSI CL 150 to 2500
Face to face DIN EN 60534-3-1 or ANSI B16.10
Temperature range: -196°C to +650°C
Kvs-values of 0,1 up to 800 (larger Kvs-values upon consultation)
Characteristic curves: equal percentage, linear, OPEN/SHUT
Leakage classes (according to DIN EN 60534-4): IV (< 0,1 % Kvs); V (ground in)
Body materials: 1.0619/WCB; 1.7379/WC9; 1.6220; 1.4408/CF8M
Configuration with flange or welding ends, TA-Luft compliant, bellows seal bonnet possible
Version BR 12a: single or multi-stage plugs, hole plug, hole clamping sleeve (cage)
Version BR 12b: single or multi-stage plugs, pressure bal- anced valve plug, control and additional perforated cages
The various seat and plug combinations (parabolic, piston and perforated plug as well as various perforated cages) serve to reduce noise and cavitation, reduce wear through flashing and eliminate choked flow.

Nominal sizes: DN 15; 20; 25; 32; 40; 50; 65; 80; 100; 150 (> DN 150 after technical clarification)
Nominal pressure: DIN PN10 to PN40 or ANSI CL150 to CL300
Face to face DIN EN 60534-3-1 or ANSI B16.10
Temperature range: -196°C to +450°C
Leakage classes (according to DIN EN 60534-4): IV (< 0,01 % Kvs); VI (bubble-tight)
Configuration with flange or welding ends, TA-Luft compliant, bellows seal bonnet possible
Can either be used as a mixing valve (BR 13M) or diverting valve (BR 13R)



Rotary plug valve

BR 33



Pressure regulator
ZSN (self-operated
regulator)

ZSN



Pneumatic actuators

P/R & P1/R1



The range of applications of the rotary plug valve BR 33 corresponds to the "normal" stroke valve, but it can also be used for many specialist applications. This valve is specifically used to regulate the flow of media containing solids in automated industrial installations.

Series ZSN pressure regulators are used for flow control in heating systems and in industrial and process technology of water and steam (max. 200°C) and non-flammable gases (max. 80°C) They operate through pre-set downstream pressure (ZSN 1) or upstream pressure (ZSN 3) without auxiliary power (controlled by the transported media).

The pneumatic multi-spring diaphragm actuators of P/R (pillar actuator) and P1/R1 (cast yoke) are used to control the control valves and other control elements in industrial automated systems.

Optional configuration with hand wheel possible (type N [top] for type P/R and type B [side] for type P1/R1).

Features

Nominal sizes: DN 25; 40; 50; 80; 100; 150; 200; 250; 300
Nominal pressure: DIN PN10 to PN40 or ANSI 150; 300
Face to face DIN EN 60534-3-1, DIN EN 60534-3-2 or ANSI B16.10
Temperature range: -40°C to +250°C (> 250°C after technical clarification)
Kvs-values of 1,0 up to 2160
Body materials: 1.0619/WCB; 1.4408/CF8M
Rangeability 200:1
Leakage classes (according to DIN EN 60534-4): IV (< 0,01 % Kvs); VI (bubble-tight)
Rotary plug (double eccentric – no breakaway torque), one-piece housing up to DN 150
Connections with flange or intermediate flange (sandwich)
Bi-directional flow possible, special materials for extremely abrasive media, bearing seal (can be upgraded)
Heating jacket
Outlet sleeve
TA-Luft compliant
SIL certification

Nominal sizes: DN 15; 20; 25; 32; 40; 50; 65; 80; 100 (> DN 100 after technical clarification)
Nominal pressure: DIN PN16 to PN40 or ANSI 150; 300
Face to face DIN EN 60534-3-1, DIN EN 60534-3-2 or ANSI B16.10
Leakage classes (according to DIN EN 60534-4): IV (<0,01 % Kvs); VI (bubble-tight)

Actuator size [cm ²]: 250 (P/R); 400; 630; 630-T; 1000; 1500; 1500-T (P/R; P1/R1) (T = tandem)
Spring ranges: 0,2 ... 1,0 bar up to 1,8 ... 3,8 bar, max. control air pressure: 4,5 bar (> 4,5 bar on request)
Temperature range: -30°C to +80°C (standard); +40°C bis +80°C (special membrane);
Stroke ranges: 20; 38; 50; 63; 80; 100 mm
SIL certification